



CMDPDH

Comisión Mexicana de Defensa y
Promoción de los Derechos Humanos



Researching the arms trade

Natalia Báez

CMDPDH

John Lindsay-Poland

Stop US Arms to Mexico

Structure

- ▶ Introduction to methods of empirical social research
- ▶ How to first start/approach your research
- ▶ How to choose your research question
- ▶ (Re)sources
- ▶ Example: Arms Trade Report
 - ▶ Mexican National Transparency Platform
 - ▶ US Census Bureau
- ▶ Group activities
 - ▶ How to do an interview

Qualitative and quantitative methods of empirical social research

Qualitative	Quantitative
Generation of theories	Verification of theories
Understanding	Explaining
Inductive, descriptive, explorative	Deductive explanation
Reconstruction of facts	Assumption, premises
Differentiate between cases and their intrinsic logic, holistic view	Isolate variables and their effects; ex post holistic reconstruction
(generalizable) individual cases	(representative) samples
Capture novelties and special features	Capture characteristic values and generalizations
Interpretation, generalization	Measure, count, analysis of correlations and causalities

What are we facing?

- ▶ Difficult political contexts
 - ▶ Militarization of public security (crimes against humanity)
 - ▶ Increased homicide rates
 - ▶ Gross human rights violations
 - ▶ Violence against journalists and human rights defenders
 - ▶ 2,375 aggressions against the press in Mexico during the government of Enrique Peña Nieto (2012-2018).
 - ▶ generalized impunity of crimes - 99.3% (Global Impunity Index, 2018)
- ▶ Those who commit the crimes are authorities
- ▶ Those who obstruct justice are authorities

How to choose our research question?

- ▶ National (local) and international (global) context analysis
- ▶ Availability of sources
- ▶ Previous interest or knowledge of the research territory

→ chose a topic that you consider important or interesting, in order to be able to know your research area and find out possible gaps or contradictions in the work that has already been done in that area.

How relevant is our research question?

CONTEXT

- ▶ urgent political and societal issues
- ▶ Trending topics, collective preferences

APPROACH/PERSPECTIVES

- ▶ When doing research, it is not only important to select the object of research (concept specification), but also take into account the many different approaches/perspectives that can be taken to look at that specific issue.
- ▶ The specific, more profound stories behind the numbers. Sometimes in academia people forget how to look differently at the topics of research.
 - ▶ Distance between the human suffering and academic research

AUDIENCE

- ▶ Who is the audience for our message?
 - ▶ Decision makers, legislators, Congress, academia, etc.

PURPOSE

- ▶ What is the intention behind your research question?
 - ▶ Advocacy, legislative changes, accountability, awareness raising, etc.

How can we assess if our research question can be answered empirically?

Availability of resources

- ▶ **Information.** What type of data is accessible and available.
- ▶ **Time.** How much time do we need/have for the investigation and analysis
- ▶ **Finances.** How much money do we want to spend or have available to get resources, analyze them, etc.
- ▶ **Know-How and technology.** Are we alone or do we have a group of researchers, analysts; which technological support do we have available.

Availability of Information

Public information:

- National Transparency Platform
- Reports from governmental authorities
- Official newsletters
- Polls and inquiries from National Institute of Statistics and Geography (INEGI)
- Recommendations from the National Ombudsman

Open sources:

- Press
- Reports from civil society and academia

-
- ```
graph LR; A[Public information and Open sources] --> B[Context Analysis, Qualitative analysis, Quantitative analysis]; B --> C[Diagnosis, Advocacy work, Publications, Public policy proposals, Legislative changes, Institutional design];
```
- Context Analysis
  - Qualitative analysis
  - Quantitative analysis

Diagnosis  
Advocacy work  
Publications  
Public policy proposals  
Legislative changes  
Institutional design






# Gross Human Rights Abuses

The Legal and Illegal Gun Trade to Mexico




 Stop US Arms to Mexico



## Example - Arms trade report

Main Sources:

- ▶ Mexican National Transparency Platform
- ▶ US Census Bureau
- ▶ International Trade Commission





# Using Mexico's National Transparency Platform (IFAI) for govt. documents

<http://www.plataformadetransparencia.org.mx/web/guest/inicio>

Usuario:

Contraseña:

Registro

¿Olvidaste tu contraseña?

¿Si no tienes cuenta, regístrate ahora!

Ingresar

¿Qué información necesitas?

¿Qué te gustaría saber?

También puedes ingresar con:

f g+ t

Búsqueda Avanzada



# Getting a response

- ▶ Posted on PNT website
  - Accessible through entering the previously assigned folio number
  - Available to anyone
  - Mostly in (scanned) PDF format, sometimes Excel
  - Read carefully to see whether agency responded to requests



# Getting a response

**SEDENA**  
SECRETARÍA DE  
LA DEFENSA NACIONAL



SECRETARÍA DE LA DEFENSA NACIONAL

Hoja de Respuesta  
a Solicitudes de Información.



LUGAR Y FECHA: LOMAS DE SOTELO, CIUDAD DE MÉXICO, A 2 DE MARZO DE 2018.

No. DE FOLIO: 0000700024618

MODALIDAD DE ENTREGA  
DE LA INFORMACIÓN:

MEDIO ELECTRÓNICO.

De conformidad con el artículo 129 de la Ley General de Transparencia y Acceso a la Información Pública, las áreas consideradas en los artículos 42 y 50 del Reglamento Interior de la Secretaría de la Defensa Nacional, correspondientes a las Direcciones Generales de Materiales de Guerra y Administración, le otorgan las siguientes respuestas:

**REQUERIMIENTO No. 1:** "...SOLICITO SABER CUÁNTAS ARMAS HA COMPRADO LA SEDENA DEL 01 DE DICIEMBRE DE 2006 AL 31 DE DICIEMBRE DE 2017. ESTO LO REQUIERO DESAGREGADO POR AÑO, TIPO DE ARMA ADQUIRIDA (CORTA, LARGA), EMPRESA QUE PRODUJO LA ARMA (SIG SAUER, BERETTA, COLT, DILLON, AERO, SEDENA, ETC.), COSTO, E IDENTIDAD DEL PROVEEDOR (NOMBRE, PAÍS)..." (SIC)

**RESPUESTA AL  
REQUERIMIENTO No. 1:** SE HACE DE SU CONOCIMIENTO QUE LAS ARMAS ADQUIRIDAS EN EL PERIODO QUE REFIERE, SON LAS SIGUIENTES:

| PAÍS                                      | NÚMERO DE<br>ARMAS | TIPO DE ARMA | EMPRESA                      | MONTO            |
|-------------------------------------------|--------------------|--------------|------------------------------|------------------|
| EN EL AÑO 2006, NO SE ADQUIRIÓ ARMAMENTO. |                    |              |                              |                  |
| ADQUISICIONES EN EL AÑO 2007              |                    |              |                              |                  |
| SUDÁFRICA                                 | 240                | ARMA LARGA   | RIPPEL EFFECT WEAPON SYSTEMS | 1'305,600.00 USD |
| BÉLGICA                                   | 31                 | ARMA CORTA   | FN HERTAL, S.A.              | 54,828.80 €      |
| BÉLGICA                                   | 150                | ARMA LARGA   | FN HERTAL, S.A.              | 866,941.50 €     |
| ADQUISICIONES EN EL AÑO 2008              |                    |              |                              |                  |
| E.U.A.                                    | 4                  | ARMA LARGA   | U.S. ORDANCE INC.            | 47,980.00 USD    |
| E.U.A.                                    | 10                 | ARMA LARGA   | EUROSPORTS, LLC              | 96,300.00 USD    |
| ALEMANIA                                  | 10                 | ARMA CORTA   | HECKLER Y KOCH GMBH          | 14,430.00 €      |
| E.U.A.                                    | 184                | ARMA CORTA   | SIG SAUER, INC.              | 111,688.00 USD   |



REQUERIMIENTO No. 4: "...4. NÚMERO DE ARMAS COMERCIALIZADAS POR AÑO A CADA ENTIDAD FEDERATIVA Y EL MONTO DE COMPRA: AÑO, ENTIDAD FEDERATIVA, NÚMERO DE ARMAS, MONTO DE LA COMPRA..."

RESPUESTA AL SE LE PROPORCIONA EL NUMERO DE ARMAS COMERCIALIZADAS DEL AÑO 2010 AL 2016, COMO SE TIENE EN ESTA SECRETARÍA, COMO A  
REQUERIMIENTO No. 4: CONTINUACIÓN SE INDICA:

| ENTIDAD FEDERATIVA  | 2010  | 2011  | 2012  | 2013  | 2014  | 2015  | 2016  |
|---------------------|-------|-------|-------|-------|-------|-------|-------|
| AGUASCALIENTES      | 140   | 561   | 156   | 983   | 134   | 197   | 60    |
| BAJA CALIFORNIA     | 844   | 390   | 260   | 1,320 | 664   | 96    | 310   |
| BAJA CALIFORNIA SUR | 618   | 173   | 439   | 141   | 72    | 120   | 30    |
| CAMPECHE            | 58    | 279   | 36    | 35    | 252   | 111   | 14    |
| CHIAPAS             | 541   | 644   | 9     | 1     | 352   | 670   | 138   |
| CHIHUAHUA           | 2,531 | 904   | 1,617 | 1,240 | 413   | 1,042 | 2,347 |
| COAHUILA            | 439   | 54    | 3     | 183   | 1,129 | 594   | 174   |
| COLIMA              | 241   | 274   | 299   | 81    | 145   | 56    | 104   |
| DURANGO             | 1,213 | 707   | 395   | 422   | 114   | 403   | 0     |
| GUANAJUATO          | 1,427 | 2,117 | 1,650 | 810   | 590   | 1,165 | 416   |
| GUERRERO            | 459   | 232   | 582   | 354   | 522   | 1,447 | 463   |
| HIDALGO             | 1,660 | 313   | 3     | 116   | 200   | 1,433 | 521   |
| JALISCO             | 2,010 | 1,080 | 486   | 1,078 | 2,744 | 1,692 | 925   |
| EDO MEXICO          | 2,744 | 3,169 | 2,005 | 2,636 | 4,943 | 2,438 | 4,085 |
| MICHOACÁN           | 8,362 | 476   | 368   | 440   | 1,200 | 958   | 0     |
| MORELOS             | 983   | 295   | 513   | 58    | 656   | 821   | 100   |
| NAYARIT             | 771   | 1,612 | 341   | 286   | 0     | 0     | 63    |
| NUÉVO LEÓN          | 684   | 338   | 2,290 | 90    | 3,875 | 843   | 1,103 |
| OAXACA              | 385   | 1,429 | 484   | 832   | 63    | 154   | 353   |
| PUEBLA              | 1,515 | 227   | 680   | 0     | 0     | 957   | 794   |
| QUERÉTARO           | 554   | 1,027 | 557   | 763   | 550   | 471   | 45    |
| QUINTANA ROO        | 300   | 217   | 668   | 447   | 189   | 788   | 10    |
| SAN LUIS POTOSÍ     | 316   | 844   | 999   | 571   | 408   | 409   | 15    |
| SINALOA             | 422   | 498   | 1,260 | 1,349 | 213   | 585   | 89    |
| SONORA              | 192   | 2,438 | 655   | 621   | 1,088 | 0     | 0     |
| TABASCO             | 1,074 | 913   | 1,130 | 131   | 408   | 826   | 273   |
| TAMAULIPAS          | 348   | 223   | 35    | 760   | 691   | 0     | 771   |
| TLAXCALA            | 120   | 241   | 762   | 178   | 361   | 96    | 1     |
| VERACRUZ            | 1,442 | 990   | 2,653 | 1,879 | 902   | 453   | 780   |
| YUCATÁN             | 232   | 203   | 8     | 2     | 672   | 212   | 0     |
| ZACATECAS           | 242   | 365   | 180   | 1,002 | 1,592 | 524   | 146   |
| CD. DE MÉXICO       | 0     | 935   | 3,296 | 1,760 | 1,901 | 1,456 | 2,050 |



Armas comercializadas 2010-2016.xlsx

Home Layout Tables Charts SmartArt Formulas Data Review

A2

|    | A                   | B     | C     | D     | E     | F     |
|----|---------------------|-------|-------|-------|-------|-------|
| 1  |                     | 2010  | 2011  | 2012  | 2013  | 2014  |
| 2  | Aguascalientes      | 140   | 561   | 156   | 983   | 134   |
| 3  | Baja California     | 844   | 390   | 260   | 1,320 | 664   |
| 4  | Baja California Sur | 618   | 173   | 439   | 141   | 72    |
| 5  | Campeche            | 58    | 279   | 36    | 35    | 252   |
| 6  | Chiapas             | 541   | 644   | 9     | 1     | 352   |
| 7  | Chihuahua           | 2,531 | 904   | 1,617 | 1,240 | 413   |
| 8  | Coahuila            | 439   | 54    | 3     | 183   | 1,129 |
| 9  | Colima              | 241   | 274   | 299   | 81    | 145   |
| 10 | Durango             | 1,213 | 707   | 395   | 422   | 114   |
| 11 | Guanajuato          | 1,427 | 2,117 | 1,650 | 810   | 590   |
| 12 | Guerrero            | 459   | 232   | 582   | 354   | 522   |
| 13 | Hidalgo             | 1,660 | 313   | 3     | 116   | 200   |

Organizing  
data

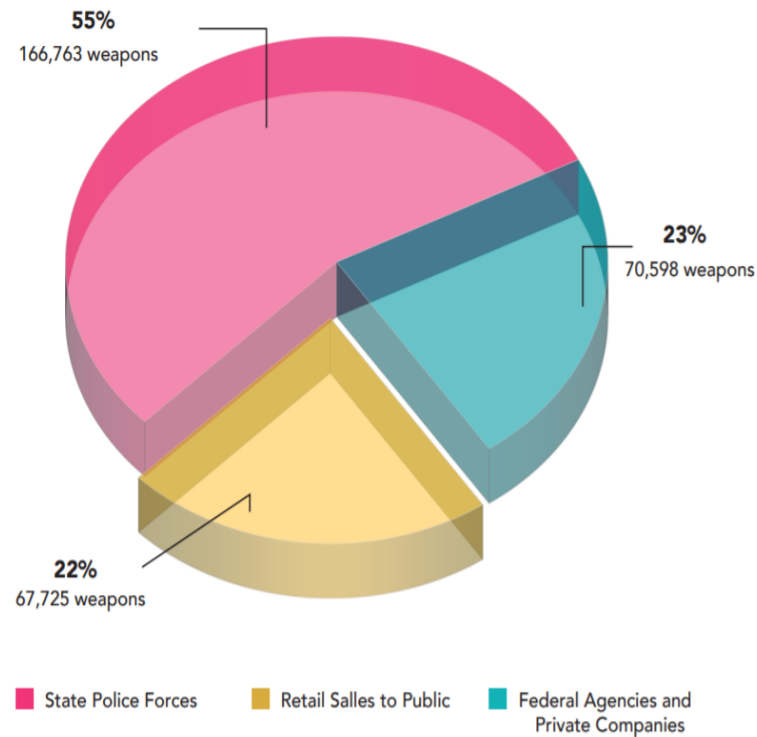


# Making data visually legible

**REQUERIMIENTO No. 3:** "...3. NÚMERO TOTAL DE ARMAS COMERCIALIZADAS POR AÑO Y MONTO DE LA COMPRA DESAGREGADO POR USUARIO FINAL (ENTIDADES FEDERATIVAS, PARTICULARES, EMPRESAS DE SEGURIDAD PRIVADA, BANCO DE MÉXICO, USO PROPIO DE SEDENA)..." (SIC)

**RESPUESTA AL REQUERIMIENTO No. 3:** EL NÚMERO TOTAL DE ARMAS DE FUEGO COMERCIALIZADAS DEL AÑO 2010 AL 2016, COMO SE TIENEN EN ESTA SECRETARÍA, DESAGREGADO POR TIPO DE USUARIO FINAL ES COMO A CONTINUACIÓN SE INDICA:

| TIPO DE COMPRADOR.                                                                                                                       | 2010          | 2011          | 2012          | 2013          | 2014          | 2015          | 2016          |
|------------------------------------------------------------------------------------------------------------------------------------------|---------------|---------------|---------------|---------------|---------------|---------------|---------------|
| GOBIERNOS DE LOS ESTADOS DE LA REPUBLICA.                                                                                                | 32,867        | 24,168        | 24,819        | 20,669        | 27,043        | 21,017        | 16,180        |
| VENTAS DE MOSTRADOR AL PÚBLICO EN GENERAL, QUE INCLUYE TIRADORES DEPORTIVOS, CAZADORES, PROTECCIÓN PARCELARIA Y PROTECCIÓN DE DOMICILIO. | 8,108         | 8,582         | 8,666         | 10,125        | 8,342         | 11,883        | 12,019        |
| DEPENDENCIAS FEDERALES Y EMPRESAS PRIVADAS.                                                                                              | 3,139         | 4,887         | 13,226        | 10,128        | 13,875        | 11,186        | 14,157        |
| <b>TOTAL</b>                                                                                                                             | <b>44,114</b> | <b>37,637</b> | <b>46,711</b> | <b>40,922</b> | <b>49,260</b> | <b>44,086</b> | <b>42,356</b> |





# Making data visually legible

RESPUESTA AL REQUERIMIENTO No. 1: SE LE PROPORCIONA EL ARMAMENTO ADQUIRIDO PARA USO EXCLUSIVO DEL EJERCITO EN EL PERIODO QUE REFIERE, COMO A CONTINUACIÓN SE INDICA:

| ARMAMENTO ADQUIRIDO EN EL AÑO 2010       |              |                         |                                      |                     |
|------------------------------------------|--------------|-------------------------|--------------------------------------|---------------------|
| TOTAL DE ARMAS                           | TIPO DE ARMA | MARCA DE ARMA           | EMPRESA                              | COSTO TOTAL         |
| 30                                       | ARMA LARGA   | COLT DEFENSE            | COLT DEFENSE, LLC.                   | 58,899.60 USD.      |
| ARMAMENTO ADQUIRIDO EN EL AÑO 2011       |              |                         |                                      |                     |
| 150                                      | ARMA LARGA   | NAMMO TALLEY.           | MLM INTERNATIONAL CORPORATION.       | 626,250.00 USD.     |
| 874                                      | ARMA LARGA   | FN HERSTAL.             | FN HERSTAL, S.A.                     | 7'651,210.12 EUROS. |
| EN EL AÑO 2012 NO SE ADQUIRIÓ ARMAMENTO. |              |                         |                                      |                     |
| ARMAMENTO ADQUIRIDO EN EL AÑO 2013       |              |                         |                                      |                     |
| 16.                                      | ARMA LARGA   | DILLON AERO M134DIH     | DILLON AERO, INC.                    | 1'081,536.00 USD.   |
| 129                                      | ARMA LARGA   | ABRAMS AIRBORNE         | ABRAMS AIRBORNE MANUFACTURING, INC.  | 1'086,825.00 USD.   |
| 56                                       | ARMA LARGA   | RM EQUIPMENT            | RM EQUIPMENT, INC.                   | 77,840.00 USD.      |
| 180                                      | ARMA LARGA   | COMBINED SYSTEMS        | COMBINED SYSTEMS, INC.               | 143,100.00 USD.     |
| ARMAMENTO ADQUIRIDO EN EL AÑO 2014.      |              |                         |                                      |                     |
| 200                                      | ARMA LARGA   | BARRETT                 | BARRETT FIREARMS MANUFACTURING, INC. | 2'804,000.00 USD.   |
| 54                                       | ARMA LARGA   | KNIGHT ARMAMENT COMPANY | KNIGHT ARMAMENT COMPANY, LLC         | 900,547.00 USD.     |
| 18                                       | ARMA LARGA   | FN HERSTAL              | FN HERSTAL, S.A.                     | 1'517,281.35 EUROS. |
| 700                                      | ARMA LARGA   | FN HERSTAL              | FN HERSTAL, S.A.                     | 7361,025.00 EUROS.  |
| 72                                       | ARMA LARGA   | FN HERSTAL              | FN HERSTAL, S.A.                     | 2'080,642.06 EUROS. |
| 175                                      | ARMA LARGA   | FN HERSTAL              | FN HERSTAL, S.A.                     | 780,187.40 EUROS.   |

## Firearms Imported to Mexico for Exclusive Use by the Army

| Year | Quantity | Type of gun | Manufacturer        | Provider                           | Cost         | Currency |
|------|----------|-------------|---------------------|------------------------------------|--------------|----------|
| 2010 | 30       | Long Gun    | COLT DEFENSE        | COLT DEFENSE, LLC                  | 58,899.60    | USD      |
| 2011 | 150      | Long Gun    | NAMMO TALLEY        | MLM INTERNATIONAL CORPORATION      | 626,250.00   | USD      |
|      | 874      | Long Gun    | FN HERSTAL          | FN HERSTAL, S.A.                   | 7,651,210.12 | EUROS    |
| 2013 | 16       | Long Gun    | DILLON AERO M134D/H | DILLON AERO, INC                   | 1,081,536.00 | USD      |
|      | 129      | Long Gun    | ABRAMS AIRBORNE     | ABRAMS AIRBORNE MANUFACTURING, INC | 1,086,825.00 | USD      |
|      | 56       | Long Gun    | RM EQUIPMENT        | RVI EQUIPMENT, INC                 | 77,840.00    | USD      |
|      | 180      | Long Gun    | COMBINED SYSTEMS    | COMBINED SYSTEMS, INC              | 143,100.00   | USD      |



# U.S. Census Bureau online trade data to research U.S. gun exports

## <https://usatrade.census.gov>

The screenshot shows the USA Trade Online website. The top navigation bar includes links for TOPICS, GEOGRAPHY, LIBRARY, DATA, SURVEYS/PROGRAMS, NEWSROOM, and ABOUT US. The main content area is divided into several sections:

- USA Trade Online**: A sidebar with a "Subscribers Sign-In" section containing "SIGN-UP NOW", "LOG IN", and "ACCOUNT" buttons, along with a "Forgot Account Information?" link and a "GET EMAIL UPDATES" button.
- Census API Update**: A link to the latest international trade data.
- World Pop Clock**: A link to related party trade.
- Related Party Trade**: A link to the profile of companies.
- Profile of Companies**: A link to MITR.
- MITR**: A link to the MITR report.

The main content area features a "U.S. Census Bureau News" section with a headline: "Preliminary Profile of U.S. Exporting Companies, 2016". Below the headline is a table showing the "Known Value (\$billions)" for "All Identified", "Manufacturing", and "Non-Manufacturing" companies, categorized by "All Exporters" and "Small and Medium Exporters".

|                                   | 2016     | 2015     | 2014     | 2013      | 2012      |
|-----------------------------------|----------|----------|----------|-----------|-----------|
|                                   | Profiled | Profiled | Profiled | Profiled  | Profiled  |
| <b>All Identified</b>             |          |          |          |           |           |
| Manufacturing                     | 278,808  | 274,768  | 274,834  | 2,807,015 | 2,888,534 |
| Non-Manufacturing                 | 70,713   | 71,567   | 77,880   | 575,401   | 747,574   |
| Other/Unidentified                | 18,277   | 18,147   | 192,044  | 218,340   | 144,404   |
| <b>All Exporters</b>              | 3,18,220 | 3,23,482 | 3,64,758 | 3,600,756 | 3,780,512 |
| <b>Small and Medium Exporters</b> |          |          |          |           |           |
| Manufacturing                     | 278,808  | 274,768  | 274,834  | 2,807,015 | 2,888,534 |
| Non-Manufacturing                 | 67,706   | 70,743   | 74,448   | 546,467   | 716,164   |
| Other/Unidentified                | 12,324   | 12,347   | 148,400  | 124,228   | 102,716   |
| <b>Other/Unidentified</b>         | 3,11,787 | 3,17,798 | 3,18,178 | 3,452,711 | 3,700,414 |

Below the table, there is a section titled "About USA Trade Online" and "Trade Resources". The "About USA Trade Online" section states: "The Official Source of Trade Statistics. Provided by the U.S. Census Bureau, USA Trade Online is a dynamic data tool that gives users access to current and cumulative U.S. export and import data. With multiple data sets and capabilities, USA Trade Online can assist different types of customers from a wide range of industries and fields. Manufacturers and other businesses wishing to expand their business globally can utilize USA Trade Online to identify new markets, evaluate existing markets, and perform other market research tasks. The data available through this tool can also support economists in interpreting economic news and performing academic research, as well as assist governments and federal agencies in analyzing domestic and international trade policies." The "Trade Resources" section states: "This powerful software allows users to create customized reports and colorful charts detailing international trade data at different levels. All data are updated each month with the release of the latest U.S. International Trade in Goods and Services Report." The "Release Schedule" section states: "Changes to USA Trade Online. USA Trade Online is now FREE to all users. If you are new to USA Trade Online, you can sign up for your FREE account by clicking on the 'Sign-Up Now' button." The "Help and FAQs" section states: "For more details please [click here](#)."



# Select source data

United States<sup>™</sup>  
**Census**  
Bureau

TOPICS  
Population, Economy

GEOGRAPHY  
Maps, Products

LIBRARY  
Infographics, Publications

DATA  
Tools, Developers

SURVEYS/PROGRAMS  
Respond, Survey Data

▼ Help

USA Trade Home --> [Data Source Selection](#)

Public reports

My reports

My selection sets

**Data Source Selection**  
**Welcome to USA Trade *Online*.**

Data are available through September 2018

Harmonized System (HS) District-level Data ?

[Exports](#)

[Imports](#)

HS Port-level Data ?

[Exports](#)

[Imports](#)

State Export Data (Origin of Movement) ?

[HS](#)

[NAICS](#)

State Import Data (State of Destination) ?

[HS](#)

[NAICS](#)

NAICS District-level Data ?

[Exports and Imports](#)

**Quick Reports**

Top Trading Partners

Go



[illegible]



## Report contents

Instructions:

Click on dimension names below to change or edit report contents

Measures

State ☒

Commodity ☒

Country ☒

☒ Time ☒

View as: Table Chart      Email report definition...

### State Exports by HS Commodities

Download report data





Author: U.S. Census Bureau: Economic Indicators Division USA Trade Online. Source: U.S. Import and Export Merchandise trade statistics. For information on data collection, protection, nonsampling error, and definitions, see technical documentation.

Current date: 11/11/2018 7:08 PM (Eastern Standard Time)

Measures: Total Value (\$US)

Rows 1-6 of 6 Columns 1-6 of 6

Drag dimensions here so they do not show as a row or column in table

| Commodity <input checked="" type="checkbox"/> |                                             | 9301 Military Weapons Ex ...                                                        | 9302 Revolvers & Pistols,...                                                          | 9303 Sport Shotguns & Rif...                                                          | 9304 Arms Nesoi, Other Th...                                                          | 9305 Par |
|-----------------------------------------------|---------------------------------------------|-------------------------------------------------------------------------------------|---------------------------------------------------------------------------------------|---------------------------------------------------------------------------------------|---------------------------------------------------------------------------------------|----------|
| Time <input checked="" type="checkbox"/>      |                                             | 2018 through September                                                              | 2018 through September                                                                | 2018 through September                                                                | 2018 through September                                                                | 2018 th  |
| State <input checked="" type="checkbox"/>     | Country <input checked="" type="checkbox"/> |  |  |  |  |          |
| Arizona                                       | Mexico                                      |                                                                                     |                                                                                       | 3,742                                                                                 | 2,798                                                                                 |          |
|                                               | Colombia                                    |                                                                                     |                                                                                       |                                                                                       | 36,163                                                                                |          |
| California                                    | Mexico                                      |                                                                                     |                                                                                       |                                                                                       | 215,472                                                                               |          |
|                                               | Colombia                                    |                                                                                     |                                                                                       |                                                                                       | 7,189                                                                                 |          |
| Illinois                                      | Mexico                                      | 119,850                                                                             |                                                                                       |                                                                                       |                                                                                       |          |
|                                               | Colombia                                    |                                                                                     |                                                                                       |                                                                                       |                                                                                       |          |

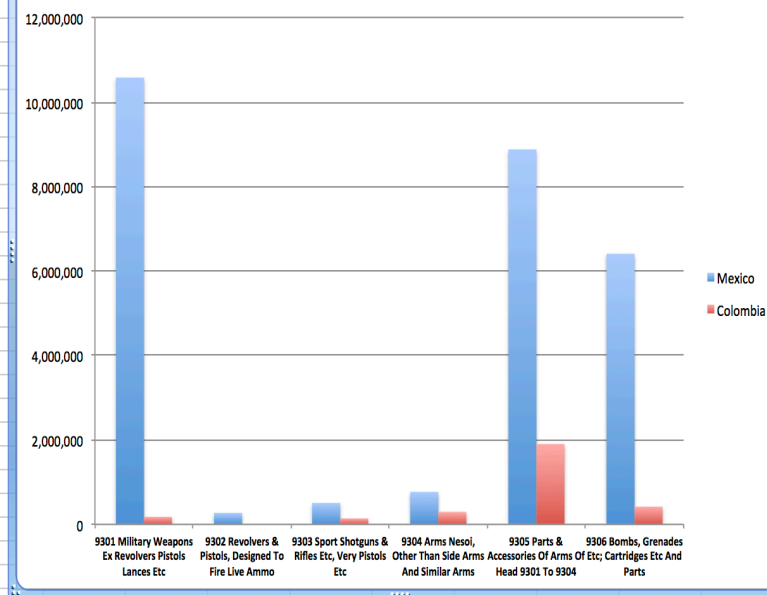


[illegible]



|    | A                                                        | B         | C                                                     | D                                                    | E                                                  | F                                                      | G                                                     | H                                                  | I         | J | K | L |
|----|----------------------------------------------------------|-----------|-------------------------------------------------------|------------------------------------------------------|----------------------------------------------------|--------------------------------------------------------|-------------------------------------------------------|----------------------------------------------------|-----------|---|---|---|
| 1  | State Exports by HS Commodities                          |           |                                                       |                                                      |                                                    |                                                        |                                                       |                                                    |           |   |   |   |
| 2  | Current date: 11/11/2018 7:21 PM (Eastern Standard Time) |           |                                                       |                                                      |                                                    |                                                        |                                                       |                                                    |           |   |   |   |
| 3  | Measures: Total Value (\$US)                             |           |                                                       |                                                      |                                                    |                                                        |                                                       |                                                    |           |   |   |   |
| 4  |                                                          | Time      | 2018 through                                          | 2018 through                                         | 2018 through                                       | 2018 through                                           | 2018 through                                          | 2018 through                                       | September |   |   |   |
| 5  |                                                          | Commodity | 9301 Military Weapons Ex Revolvers Pistols Lances Etc | 9302 Revolvers & Pistols, Designed To Fire Live Ammo | 9303 Sport Shotguns & Rifles Etc, Very Pistols Etc | 9304 Arms Nesoi, Other Than Side Arms And Similar Arms | 9305 Parts & Accessories Of Arms Of Head 9301 To 9304 | 9306 Bombs, Grenades Etc; Cartridges Etc And Parts |           |   |   |   |
| 6  | All States                                               | Mexico    | 10,581,139                                            | 271,616                                              | 508,297                                            | 768,268                                                | 8,881,342                                             | 6,410,003                                          |           |   |   |   |
| 7  |                                                          | Colombia  | 178,513                                               |                                                      | 141,433                                            | 296,287                                                | 1,904,312                                             | 419,482                                            |           |   |   |   |
| 8  | Arizona                                                  | Mexico    |                                                       |                                                      | 3,742                                              | 2,798                                                  | 10,718                                                | 901,400                                            |           |   |   |   |
| 9  |                                                          | Colombia  |                                                       |                                                      |                                                    | 36,163                                                 | 57,256                                                |                                                    |           |   |   |   |
| 10 | California                                               | Mexico    |                                                       |                                                      |                                                    | 215,472                                                | 13,880                                                | 278,513                                            |           |   |   |   |
| 11 |                                                          | Colombia  |                                                       |                                                      |                                                    | 7,189                                                  | 2,530                                                 |                                                    |           |   |   |   |
| 12 | Illinois                                                 | Mexico    | 119,850                                               |                                                      |                                                    |                                                        |                                                       | 145,657                                            |           |   |   |   |
| 13 |                                                          | Colombia  |                                                       |                                                      |                                                    |                                                        |                                                       | 54,400                                             |           |   |   |   |

US firearms, parts, explosives exported to Colombia & Mexico, Jan. -Sept. 2018





# Group activity - How to do an interview?

- ▶ Who is your interviewee?
- ▶ Why are you interviewing them?
- ▶ Why is it in their interest to be interviewed by you?
- ▶ What is their background, social and institutional context, work history?
- ▶ What do you want to learn from the interview?
- ▶ How will you introduce yourself, affiliation, and project/ reasons for interview?
- ▶ What language will you conduct the interview in?
- ▶ How will the interview be documented (notes, audio, video, etc.)?
- ▶ Prepare questions to ask
- ▶ Consider questions interviewee might ask you and how to respond
- ▶ What are potential security risks to interviewee or to others related to interview?



# Interview Role Play

- ▶ Choose a partner
- ▶ One of you is a UNICEF officer in Mexico who used to work for an NGO that works with refugees.